

# S

s can be used as an ending.


It can change a noun to mean 'more than one'.

► Add **s** to these words.

pig



\_\_\_\_\_



rat



\_\_\_\_\_



house



\_\_\_\_\_



► Add **s** to these words.

car \_\_\_\_\_

sin \_\_\_\_\_

bird \_\_\_\_\_

apple \_\_\_\_\_

boy \_\_\_\_\_


dog \_\_\_\_\_

► Fill in each space with a word from above.

Jill has two \_\_\_\_\_.



Jesus died to take away our \_\_\_\_\_.



There are many \_\_\_\_\_ on these trees.



**Teacher/Parent Note:** s will say 's' when added to words ending with the sounds 'k', 'f', 'p', or 't'. Otherwise it says 'z'. Have students place correct sound symbols above each s (e.g. pig<sup>s</sup>, hat<sup>s</sup>, car<sup>s</sup>, map<sup>s</sup>).

# ing

ing can be used as an ending.  
Doing words (verbs) may end with ing.

► Add **ing** to these words and draw a small picture.

play-\_\_\_\_\_



eat-\_\_\_\_\_



stand-\_\_\_\_\_



look-\_\_\_\_\_



sing-\_\_\_\_\_



ring-\_\_\_\_\_




► Underline the base words.

finding

helping

burning



counting

singing



bringing

blowing



staying

thinking

shouting

sleeping



growing

marching

feeding

reading



Most nouns (things) may not have **ing** added to them. Verbs (doing words) may have **ing** added.

► Colour the words which may have **ing** added on the end.

tell

baby

apple

dog

stand

child

box

tree

bread

► Look at these words. Mark each silent **e**.

come

love

ice

make

have

house

time

like

hide

smile

► What is the same about all of them?

They have a silent      on the end.



► Learn this:

We do not use the silent **e** of a base word when we add an ending which begins with a vowel.

► Here are some examples.

coming

loving

icing

making

having

housing

timing

liking

hiding

smiling

- ▶ Notice all the words which have endings.  
Circle each base word and colour the ending.

One day, Aunt Emily planted some seeds in her garden. She watered them every day. The little plants started growing. She watched them grow leaves and stems and buds. At last she picked a lovely flower and handed it to her mother. How delighted she was.

- ▶ Draw Aunt Emily's plants.  
Colour the picture.

