

a



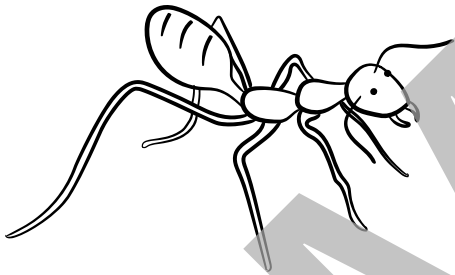
Practise writing **a**. Say the sounds of the phonogram softly as you write.

a a a a



Underline **a** and colour the pictures.

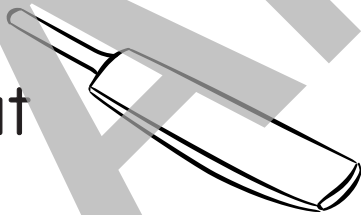
ant




cat



bat



hand



Underline **a**.

Pat-a-cake, pat-a-cake, baker's man,  
Bake me a cake as fast as you can.  
Pat it and prick it and mark it with B.  
Put it in the oven for baby and me.

**Teacher Note:** This page provides practice at writing **a** and recognising the written symbol in a word. Note that the student is not expected to read the words of the rhyme, but simply to identify known phonograms.

# S




Practise writing **s**. Say the sounds of the phonogram softly as you write.

s s s s



Underline **s** and colour the pictures.




sun

sea




sock



Sound, write and draw.

sad



Underline **s**.

Sing a song of sixpence, a pocket full of rye.

Four and twenty blackbirds baked in a pie.

When the pie was opened, the birds began to sing.

Wasn't that a dainty dish to set before the king!



Underline the matching phonograms in each line.

**c** m d s c f c r t g c a p c c h

**d** d j c d b o p d e r s d d l a

**o** f s o c m x l o c r q l b d o

**a** o i a t g v z a s r t x v b a

**c** A cat can scratch my hand.

**d** My brown dog is very old.

**a** Jane and Dan make cakes.

**o** We love to help each other.



Trace over each phonogram and then write it two more times by yourself.

c


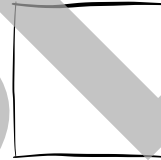
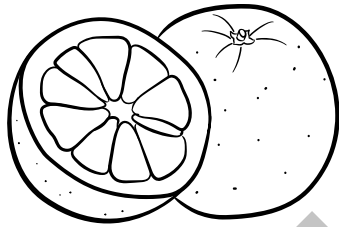







d

d

o



In the box, write the phonogram that begins each word.



Now draw a picture of a word which begins with each phonogram.

d


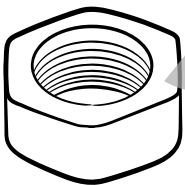
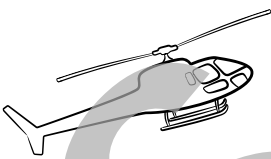
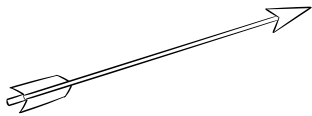
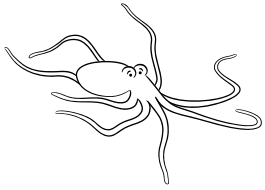
f

g

h



Write a row of the phonogram which begins the word for each picture.  
Write neatly on the baseline.




Handwriting practice lines consisting of a solid top line, a dashed middle line, and a solid bottom baseline. There are seven sets of these lines, each corresponding to one of the illustrations on the left.




Fill in the missing phonograms for each picture, then sound the word.

en



an



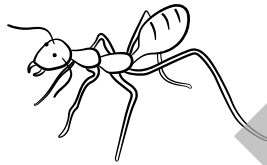
di



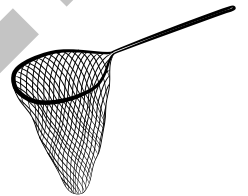
og



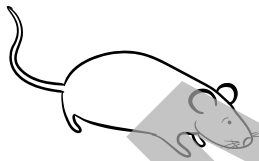
at



ne



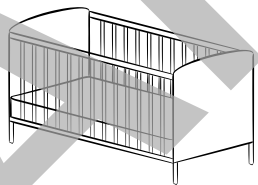
ra




te

10

co




ho



fn



fog



dt



net



Now colour the pictures.

# u



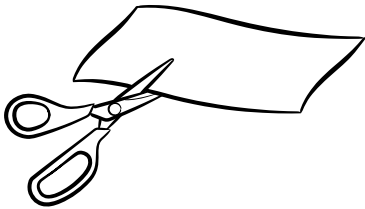
Practise writing **u**. Say the sounds of the phonogram softly as you write.

u u u u



Write **u** in the space.



Join the picture to the correct word, then colour the pictures.



c t

r n

p p



Sound these words, then say each one.

cup dug mug pump lump hunt must




Underline **u**, then colour the picture.

Humpty Dumpty sat on a wall.

Humpty Dumpty had a great fall.

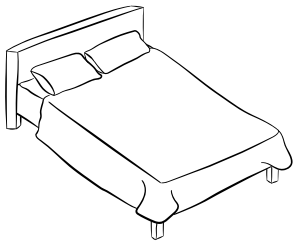
All the king's horses and all the king's men

Couldn't put Humpty together again.





Look at each picture. Circle the correct word and write it on the lines.



bad

bed


.....  
-----  
.....



fizz

buzz


.....  
-----  
.....



fox

fix

.....  
-----  
.....



plum

glum


.....  
-----  
.....



camp

lamp

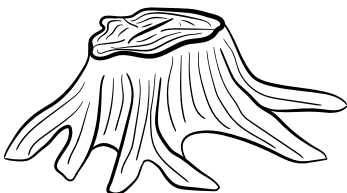
.....  
-----  
.....



hill

pill

.....  
-----  
.....



stamp

stump

.....  
-----  
.....



# W



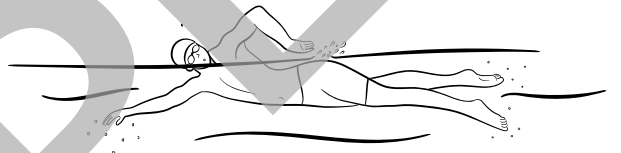
Practise writing **w**. Say the sound of the phonogram softly as you write.



Write **w** in the spaces to complete the words.  
Join the picture to the correct word, then colour the pictures.




eb



s im

ig



Sound the phonograms of each word, then say the word.

wet wax will went west nest  
well bell sell tell hold fold



Underline **w**.

Twinkle, twinkle little star; how I wonder what you are.  
Up above the world so high, like a diamond in the sky.  
Twinkle, twinkle little star; how I wonder what you are.